




RUCK AND TRAILER CARGO CONTROL

Acme Lifting Products offers cargo control products for flatbeds, trailers, and van interiors.


Sliding Winch Track
comes in 6' length for use with sliding winch.



Deep Storable Slider Winch **Weld-on Winch**



Winch Straps
come in 2", 3", and 4" widths. Standard lengths are 27' and 30'. Choose Monster Edge for greater wear resistance.



End Fittings
Several are offered by ACME.

Hooks



T2. Delta and D-Rings



Winches


Winch Bars
Standard and combination. (for tightening chain binders also)




Rubber Tarp Straps
Our tarp straps have 'S' hooks on each end and are available in lengths from 10' to 41'. Order in quantities of fifty.



Acme Ratchets
are available for use with webbing that is 1" to 4" in width. An 18" fixed end is standard with your choice of end fitting. For loads with rough surfaces or sharp corners, sliding cordura wear pads can be used.



Corner Protectors
Protect cargo and straps. Choose rubber or plastic. For use with 2" to 4" webbing.



Alloy Chain Slings

Working Load Limit Chart

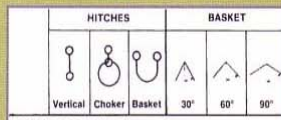
CHAIN	SINGLE		DOUBLE		TRIPLE	
	90°	60°	45°	30°	QUAD	60°
9/32"	3,500	6,000	4,900	3,500	9,000	
3/8"	7,100	12,200	10,000	7,000	18,300	
1/2"	12,000	20,700	17,000	12,000	31,100	
5/8"	18,100	31,300	25,600	18,100	47,000	
3/4"	28,300	48,900	40,000	28,300	73,400	
7/8"	34,200	59,200	48,300	34,200	88,800	
1"	47,700	82,500	67,400	47,700	123,800	

CAUTION: Work Load Limits Not

Wire Rope



Wire Rope Slings



SINGLE PART Wire Rope Slings

Size	Lifting Capacity — Tons					
	Vertical	Choker	Basket	30°	60°	90°
1/4	.56	.41	1.1	1.1	.97	.79
3/8	1.2	.92	2.4	2.3	2.1	1.7
1/2	2.2	1.6	4.4	4.3	3.8	3.1
5/8	3.4	2.5	6.8	6.6	5.9	4.8
3/4	4.9	3.6	9.8	9.5	8.5	6.9
7/8	6.6	4.8	13.0	13.0	11.0	9.3
1	8.5	6.3	17.0	16.0	15.0	12.0
1-1/8	10.0	7.9	20.0	19.0	17.0	14.0
1-1/4	13.0	9.7	26.0	25.0	23.0	18.0
1-3/8	15.0	12.0	30.0	29.0	26.0	21.0
1-1/2	18.0	14.0	36.0	35.0	31.0	25.0
2	32.0	24.0	64.0	62.0	55.0	45.0

CABLE LAID Wire Rope Slings

Size	Lifting Capacity — Tons					
	Vertical	Choker	Basket	30°	60°	90°
1/4	.50	.37	1.0	.97	.87	.71
3/8	1.1	.80	2.2	2.1	1.9	1.6
1/2	1.9	1.4	3.8	3.7	3.3	2.7
5/8	2.8	2.0	5.6	5.4	4.8	4.0
3/4	4.1	3.0	8.2	7.9	7.1	5.8
7/8	5.4	4.0	11.0	10.0	9.4	7.6
1	6.9	5.1	14.0	13.0	12.0	9.8
1-1/8	8.3	6.2	17.0	16.0	14.0	12.0
1-1/4	9.9	7.5	20.0	19.0	17.0	14.0

Wire Mesh Slings

Lifting Capacity - Pounds

Width (Inches)	CHOKE HITCH			VERTICAL BASKET		
	SPEC G35	SPEC G43	SPEC G59	SPEC G35	SPEC G43	SPEC G59
2	1800	1480	900	3200	2900	1800
3	3000	2175	1400	6000	4350	2800
4	4400	2900	2000	8800	5800	4000
6	6600	4800	3000	13200	9600	6000
8	8800	6400	4000	17600	12800	8000
10	11000	8000	5000	22000	16000	10000
12	13200	9600	6000	26400	19200	12000
14	15400	11200	7000	30800	22400	14000
16	17600	12800	8000	35200	25600	16000
18	19800	14500	9000	39600	27000	18000
20	22000	16000	10000	44000	30000	20000

Alloy Slings—Multiply by 1.5 Monel and Stainless available.

Wire Mesh



Slings

Chains

Select grade 43 or grade 70 chain.




Chain Binders



RUCK INTERIOR CARGO CONTROL

Series "E" Track

Ten foot length is standard. Works with all "E" track fittings.



Series "E" Shoring/Decking Beams.

Made from aluminum - 96" or 102" length



Cargo Bars

Made from aluminum and steel with rubber swivel feet. Adjusts from 89" to 105".



Series "E" Rope Tie-Offs (feet).



(*note that fitting goes to series E-Track)

FE 2 CB-9

Cam Buckle Assemblies



Over the Wheel Tire Bonnet



Secure cargo quick and easy with 1" or 2" assemblies. 4' fixed end is standard. Overall length and end fitting based on your specifications.